


Blooming Lily Pads Cross Stitch Pattern: A Tranquil Haven for Your Needle and Thread

Embark on a serene cross-stitch adventure with the 'Blooming Lily Pads' pattern, a captivating design that will transport you to a tranquil lily pond. As you stitch each tiny cross, you'll create a vibrant tapestry of nature's beauty, bringing a touch of the outdoors into your home.



Blooming Lily Pads Cross-Stitch Pattern: Nature's Delights Cross-Stitch Volume 3 by Sheila Tulok

★★★★☆ 4.5 out of 5

Language : English

File size : 2293 KB

Print length : 128 pages

Lending : Enabled

Screen Reader : Supported



A Symphony of Greens and Blues

The 'Blooming Lily Pads' pattern is a symphony of greens and blues, evoking the serene colors of a lily pond. The lush lily pads, with their intricate veins, float gracefully on the water's surface, creating an inviting haven for wildlife. The vibrant green leaves add depth and dimension to the design, while the subtle ripples in the water create a sense of movement and life.



A Perfect Fit for Any Skill Level

Whether you're a seasoned cross-stitcher or just starting your stitching journey, the 'Blooming Lily Pads' pattern is perfect for you. The clear and detailed instructions guide you through every step of the process, from choosing the right materials to finishing your masterpiece. Even beginners can create a stunning piece of art with patience and attention to detail.

A Touch of Nature in Your Home

Once completed, the 'Blooming Lily Pads' cross stitch will be a breathtaking addition to any room in your home. Its calming colors and serene imagery will create a peaceful and inviting atmosphere. Display it in your living

room, bedroom, or office as a reminder of the beauty of nature and the simple joys of life.



Free Download Your Pattern Today

Don't wait any longer to embark on this delightful cross-stitch adventure. Free Download your 'Blooming Lily Pads' pattern today and start creating a masterpiece that will bring joy and serenity to your life. With its easy-to-

follow instructions and stunning design, this pattern is the perfect choice for nature enthusiasts, cross-stitch lovers, and anyone who appreciates the beauty of handmade art.

Frequently Asked Questions

1. What size is the completed cross stitch?

The completed cross stitch is approximately 12 inches by 16 inches.

2. What materials will I need?

You will need Aida cloth, embroidery floss, a needle, and scissors.

3. Is the pattern suitable for beginners?


Yes, the pattern is suitable for beginners. The instructions are clear and detailed, and there are plenty of resources available online to help you get started.

4. Can I make changes to the pattern?

Yes, you can make changes to the pattern if you wish. You can change the colors of the floss, add additional elements, or even create your own unique design.

Free Download your 'Blooming Lily Pads' cross stitch pattern today and start stitching your way to a tranquil haven!

Free Download Now



Blooming Lily Pads Cross-Stitch Pattern: Nature's Delights Cross-Stitch Volume 3 by Sheila Tulok

★★★★☆ 4.5 out of 5

Language : English

File size : 2293 KB


Print length : 128 pages

Lending : Enabled
Screen Reader : Supported



Dive into the Enchanting World of "Crazy Like Fox": A Heartwarming and Unforgettable Story Set in the Quaint Town of Fox Crossing, Maine

Prepare yourself for a literary adventure that will transport you to the picturesque town of Fox Crossing, Maine, where secrets are buried deep beneath the surface of...



Unlock the Elegance of Daffodil Lace: An Immersive Guide to Filet Crochet Mastery

: A Tapestry of Delicate Threads Imagine the ethereal beauty of a daffodil field in full bloom, its delicate petals swaying gracefully in the breeze....