


Episode Melodic Arpeggios And Triad Combining For Bass

In this article, we will discuss the episode melodic arpeggios and triad combining for bass. We will learn how to use these techniques to create beautiful and interesting bass lines.



Episode 1 (Melodic Arpeggios and Triad Combining for Bass) by Ken Canedo

★★★★☆ 4.2 out of 5

Language : English
File size : 5980 KB
Text-to-Speech : Enabled
Screen Reader : Supported
Enhanced typesetting : Enabled
Word Wise : Enabled
Print length : 36 pages
Lending : Enabled



Melodic Arpeggios

Melodic arpeggios are a great way to add interest and movement to your bass lines. They are created by playing the notes of a chord in a melodic fashion, rather than all at once. This can be done in a variety of ways, but one common technique is to use a sequence of ascending or descending intervals.

For example, you could play a C major arpeggio as follows:

C - E - G - B - C - A - F - D - C

This sequence of notes creates a melodic line that is both interesting and easy to play.

Triad Combining

Triad combining is another great technique for creating interesting bass lines. It involves playing two or more triads simultaneously. This can be done in a variety of ways, but one common technique is to use a root-fifth-octave voicing for one triad and a first-inversion voicing for the other.

For example, you could play a C major triad and a G major triad as follows:

C - E - G (root-fifth-octave voicing) G - B - D (first-inversion voicing)

This combination of triads creates a rich and full sound that is perfect for supporting a melody.

Combining Melodic Arpeggios And Triad Combining

Melodic arpeggios and triad combining can be used together to create even more interesting and complex bass lines. One way to do this is to use a melodic arpeggio as the foundation for a triad combination.

For example, you could use the C major arpeggio from above to create the following bass line:

C - E - G - B - C - A - F - D - C - G - B - D


This bass line combines the melodic interest of the arpeggio with the harmonic richness of the triad combination.

Melodic arpeggios and triad combining are two powerful techniques that can be used to create beautiful and interesting bass lines. By learning how to use these techniques, you can expand your bass playing vocabulary and create more expressive and musical bass lines.

Here are some additional tips for using melodic arpeggios and triad combining in your bass playing:

- Experiment with different intervals and sequences when creating melodic arpeggios.
- Try using different voicings for your triads.
- Combine melodic arpeggios and triad combining with other bass techniques, such as syncopation and walking bass lines.
- Listen to other bassists who use these techniques to get ideas.

With a little practice, you will be able to use melodic arpeggios and triad combining to create your own unique and personal bass lines.



Episode 1 (Melodic Arpeggios and Triad Combining for Bass) by Ken Canedo

★★★★☆ 4.2 out of 5


Language : English
File size : 5980 KB
Text-to-Speech : Enabled
Screen Reader : Supported
Enhanced typesetting : Enabled
Word Wise : Enabled
Print length : 36 pages

Lending

: Enabled


FREE

DOWNLOAD E-BOOK



Dive into the Enchanting World of "Crazy Like Fox": A Heartwarming and Unforgettable Story Set in the Quaint Town of Fox Crossing, Maine

Prepare yourself for a literary adventure that will transport you to the picturesque town of Fox Crossing, Maine, where secrets are buried deep beneath the surface of...



Unlock the Elegance of Daffodil Lace: An Immersive Guide to Filet Crochet Mastery

: A Tapestry of Delicate Threads Imagine the ethereal beauty of a daffodil field in full bloom, its delicate petals swaying gracefully in the breeze....