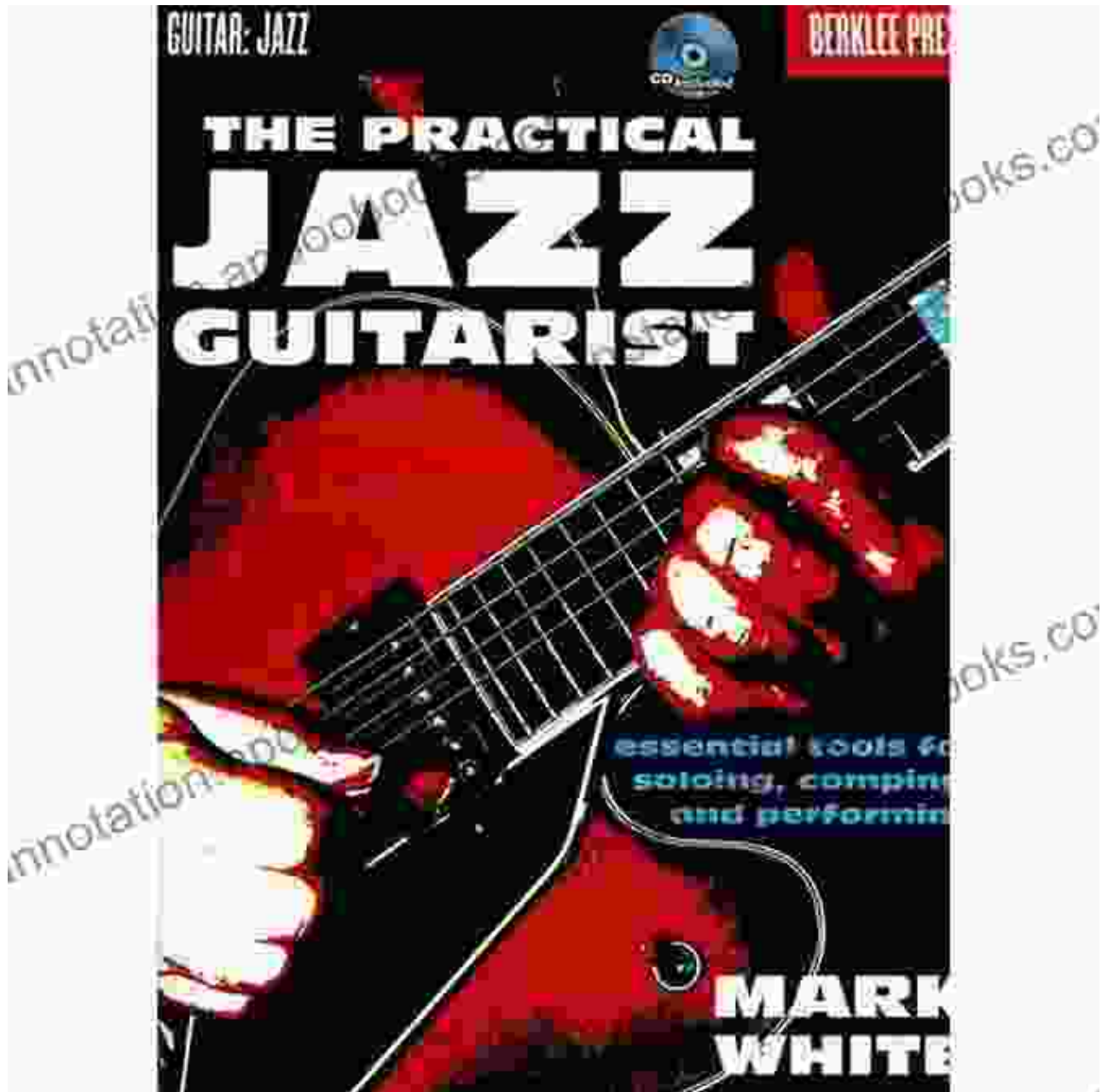



# Essential Tools for Soloing, Comping, and Performing: The Ultimate Guide



**The Practical Jazz Guitarist: Essential Tools for Soloing, Comping and Performing** by Stephen Arterburn

★★★★★ 4.4 out of 5

Language : English



File size : 66005 KB  
Text-to-Speech: Enabled  
Word Wise : Enabled  
Screen Reader: Supported  
Print length : 176 pages



Are you ready to take your musical skills to the next level? Whether you're a seasoned musician or just starting out, this comprehensive guide will provide you with the essential tools and techniques you need to master soloing, comping, and performing. From choosing the right instruments to developing innovative practice strategies, this book will equip you with the knowledge and skills to unlock your musical potential.

## **Chapter 1: Choosing the Right Instruments**

The first step to becoming a proficient soloist, accompanist, or performer is choosing the right instruments. This chapter will guide you through the process of selecting the perfect guitar, piano, bass, or drums for your needs. We'll discuss factors such as tone, playability, and versatility, and provide you with tips on finding the instruments that will help you achieve your musical goals.

## **Chapter 2: Essential Techniques for Soloing**

Soloing is an essential skill for any musician who wants to express themselves creatively. In this chapter, you'll learn the fundamental techniques of soloing, including scale choice, phrasing, articulation, and improvisation. We'll also provide you with exercises and practice tips to help you develop your own unique soloing style.

### **Chapter 3: The Art of Comping**

Comping is an essential skill for accompanists and performers who need to provide rhythmic and melodic support for other musicians. In this chapter, you'll learn the basics of comping, including chord voicings, rhythmic patterns, and dynamics. We'll also provide you with tips on how to comp effectively in a variety of musical genres.


### **Chapter 4: Performing with Confidence**

Performing in front of an audience can be both exhilarating and terrifying. In this chapter, you'll learn the essential skills and techniques for performing with confidence. We'll discuss topics such as stage presence, crowd control, and dealing with nerves. We'll also provide you with tips on how to prepare for and perform your best every time you hit the stage.

### **Chapter 5: Practice Strategies for Success**

Practice is essential for any musician who wants to improve their skills. In this chapter, you'll learn the most effective practice strategies for soloing, comping, and performing. We'll discuss topics such as goal setting, time management, and effective feedback. We'll also provide you with a variety of practice exercises and drills to help you get the most out of your practice time.

With the knowledge and skills gained from this comprehensive guide, you'll be well on your way to becoming a proficient soloist, accompanist, and performer. Remember, the key to success is consistent practice and a dedication to your craft. So pick up your instrument and start practicing today! The world is waiting to hear your music.



## The Practical Jazz Guitarist: Essential Tools for Soling, Comping and Performing by Stephen Arterburn

★★★★☆ 4.4 out of 5

Language : English

File size : 66005 KB

Text-to-Speech : Enabled


Word Wise : Enabled

Screen Reader : Supported

Print length : 176 pages


FREE

DOWNLOAD E-BOOK



## Dive into the Enchanting World of "Crazy Like Fox": A Heartwarming and Unforgettable Story Set in the Quaint Town of Fox Crossing, Maine

Prepare yourself for a literary adventure that will transport you to the picturesque town of Fox Crossing, Maine, where secrets are buried deep beneath the surface of...



## Unlock the Elegance of Daffodil Lace: An Immersive Guide to Filet Crochet Mastery

: A Tapestry of Delicate Threads Imagine the ethereal beauty of a daffodil field in full bloom, its delicate petals swaying gracefully in the breeze....