


Knitting Socks Quick and Easy: A Beginner's Guide to Cozy Comfort

Indulge in the art of knitting socks with this comprehensive guide designed for beginners. Discover the joys of creating warm, comfortable socks with ease and efficiency.

The Essence of Knitting Socks

Knitting socks is a rewarding craft that combines creativity and practicality. Whether it's for yourself or loved ones, the act of knitting socks brings a sense of accomplishment and comfort. Dive into the basics and learn the essential techniques that will empower you to create your own cozy foot coverings.



Beginners Guide To Knitting Socks: Learn how to Knit Socks Quick and Easy by Chloe Thompson

★★★★☆ 4.5 out of 5

Language : English
File size : 12971 KB
Text-to-Speech : Enabled
Screen Reader : Supported
Enhanced typesetting : Enabled
Print length : 36 pages
Lending : Enabled



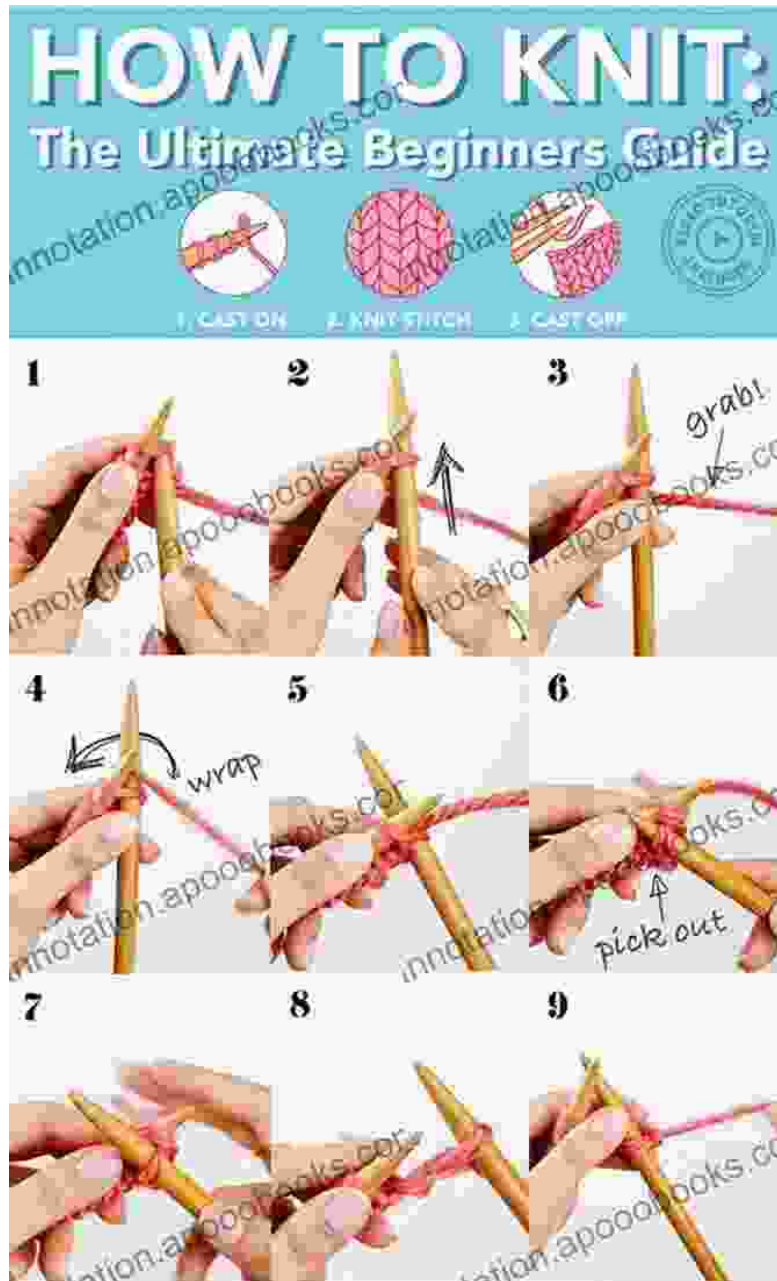
Choosing the Right Yarn

The foundation of a great pair of socks lies in the choice of yarn. Explore the world of yarn fibers, weights, and colors to find the perfect match for your sock adventure. Learn about the properties of different yarns and how they impact the warmth, durability, and comfort of your socks.



Mastering Essential Knitting Techniques

Embark on a step-by-step journey through the fundamental knitting stitches that form the building blocks of socks. Learn how to cast on, knit, and purl with ease, creating the fabric that will wrap your feet in warmth.



Sock Construction Demystified

Understand the anatomy of a sock and learn the techniques for constructing different parts. Discover how to shape the heel, toe, and cuff, creating a seamless and comfortable fit for your feet.

SOCK ANATOMY

GREAT SOCKS ARE KNIT,

and they're a series of interconnected zones. These zones are interconnected in three interconnected layers: the foot, the leg, and the cuff. Each zone is designed to provide a specific function, and together they create a sock that is both comfortable and functional.

Cuff

The cuff is the top edge of the sock, and it's designed to provide a snug fit around the ankle. It's typically made of a ribbed fabric, which helps to keep the sock in place and prevents it from sliding down.

Leg

The leg zone is the middle section of the sock, and it's designed to provide support and cushioning. It's typically made of a smooth fabric, which helps to reduce friction and prevent blisters.

Transfer

The transfer zone is the bottom section of the sock, and it's designed to provide cushioning and support. It's typically made of a soft, padded fabric, which helps to reduce the impact of walking and prevent blisters.

Heel

The heel zone is the bottom section of the sock, and it's designed to provide cushioning and support. It's typically made of a soft, padded fabric, which helps to reduce the impact of walking and prevent blisters.

Toe Pocket

The toe pocket is the bottom section of the sock, and it's designed to provide cushioning and support. It's typically made of a soft, padded fabric, which helps to reduce the impact of walking and prevent blisters.

Sole

The sole zone is the bottom section of the sock, and it's designed to provide cushioning and support. It's typically made of a soft, padded fabric, which helps to reduce the impact of walking and prevent blisters.

Arch of Sock

The arch zone is the bottom section of the sock, and it's designed to provide cushioning and support. It's typically made of a soft, padded fabric, which helps to reduce the impact of walking and prevent blisters.

Rib Stitches

Rib stitches are a type of knit stitch that creates a series of vertical ridges. They are commonly used in the cuff and the heel of the sock, where they provide extra support and elasticity.

Shin Panel

The shin panel is a smooth, flat section of the sock that covers the front of the leg. It's designed to provide a comfortable fit and reduce friction against the skin.

Instep

The instep is the top section of the sock, and it's designed to provide support and cushioning. It's typically made of a soft, padded fabric, which helps to reduce the impact of walking and prevent blisters.

Toe Pocket

The toe pocket is a small, padded section of the sock that covers the top of the foot. It's designed to provide extra cushioning and support for the toes.

Toe Seam

The toe seam is a small, raised section of the sock that covers the top of the foot. It's designed to provide extra cushioning and support for the toes.

Foot

The foot zone is the bottom section of the sock, and it's designed to provide cushioning and support. It's typically made of a soft, padded fabric, which helps to reduce the impact of walking and prevent blisters.

SOCK TYPES

Stretch Socks

Stretch socks are made of a soft, elastic fabric that provides a snug fit around the foot and leg. They are designed to provide extra support and cushioning.

Fitted Socks

Fitted socks are made of a soft, elastic fabric that provides a snug fit around the foot and leg. They are designed to provide extra support and cushioning.

Tube Sock

Tube socks are made of a soft, elastic fabric that provides a snug fit around the foot and leg. They are designed to provide extra support and cushioning.

Customizing Your Creations

Unleash your creativity by personalizing your knitted socks. Explore different patterns, stitch combinations, and embellishments to create unique and stylish socks that reflect your personality.



Advanced Techniques for Experienced Knitters

For those seeking to elevate their sock-knitting skills, this guide delves into advanced techniques such as:

- Sock knitting on two circular needles
- Creating seamless socks using the magic loop method

- Knitting intricate lace or cable patterns
- Reinforcing toes and heels for durability

Troubleshooting Common Challenges

Even experienced knitters encounter challenges. Learn how to troubleshoot common sock-knitting problems, such as:

- Dropping stitches
- Uneven tension
- Holes in the fabric
- Poor fit


Additional Resources for Sock Knitters

Extend your sock-knitting journey with a curated list of online resources, books, and patterns. Find inspiration and support from a vibrant community of sock enthusiasts.



Embark on an exciting adventure in knitting socks with this comprehensive guide. From choosing the perfect yarn to mastering advanced techniques, discover the joy and satisfaction of creating warm, comfortable, and stylish socks for yourself and loved ones.

Beginners Guide To Knitting Socks: Learn how to Knit Socks Quick and Easy by Chloe Thompson




★★★★☆ 4.5 out of 5
Language : English
File size : 12971 KB
Text-to-Speech : Enabled
Screen Reader : Supported
Enhanced typesetting : Enabled
Print length : 36 pages
Lending : Enabled



Dive into the Enchanting World of "Crazy Like Fox": A Heartwarming and Unforgettable Story Set in the Quaint Town of Fox Crossing, Maine

Prepare yourself for a literary adventure that will transport you to the picturesque town of Fox Crossing, Maine, where secrets are buried deep beneath the surface of...



Unlock the Elegance of Daffodil Lace: An Immersive Guide to Filet Crochet Mastery

: A Tapestry of Delicate Threads Imagine the ethereal beauty of a daffodil field in full bloom, its delicate petals swaying gracefully in the breeze....