


Master Intermediate and Capoeed Chords: Unlock Your Guitar's True Potential

Are you ready to embark on a musical odyssey that will transform your guitar playing abilities? Introducing 'Master Intermediate and Capoeed Chords', the ultimate guide for guitarists seeking to conquer the intermediate guitar fretboard and unleash the full potential of their instrument.



Left-Handed Guitar Chord Master 2 Beyond Basic Chords : Master Intermediate and Capoeed Chords

by Christian J. Triola

★★★★☆ 4.4 out of 5

Language : English

File size : 4600 KB

Print length : 188 pages

Lending : Enabled

Screen Reader : Supported



This comprehensive book is meticulously crafted to guide you through the intricate world of intermediate guitar chords. With step-by-step instructions, clear diagrams, and insightful explanations, you will master the art of playing barre chords, open chords in different positions, and the subtle nuances of seventh, ninth, and eleventh chords.

But that's not all! 'Master Intermediate and Capoeed Chords' also delves into the secrets of capo techniques. Learn how to use a capo to extend your

chord voicings, create new and exciting chord progressions, and effortlessly play songs in different keys. The book provides a comprehensive analysis of capo placement for various guitar shapes, opening up a universe of sonic possibilities.

Fingerstyle guitarists will rejoice in the dedicated section on fingerstyle artistry. Discover intricate fingerpicking patterns, rolling arpeggios, and enchanting melodic lines that will add depth and expressiveness to your guitar playing. Whether you're a beginner in fingerstyle or an experienced player seeking to refine your skills, this book offers invaluable insights and exercises.

With 'Master Intermediate and Capoeed Chords', you will:

- Expand your chord vocabulary and master the nuances of intermediate guitar chords.
- Unleash the power of capo techniques, extending your chord voicings and playing in different keys.
- Develop your fingerstyle artistry with insightful patterns, arpeggios, and melodic lines.
- Gain a deep understanding of music theory and the relationship between chords and scales.
- Access exclusive online video lessons and downloadable chord charts for added support.

Whether you're an aspiring guitarist eager to elevate your skills or an experienced player seeking to expand your musical horizons, 'Master Intermediate and Capoeed Chords' is the essential guide you need.


Embrace the challenge, unlock your guitar's true potential, and embark on a musical journey that will redefine your playing experience.






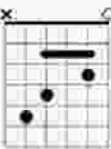






Free Download your copy of 'Master Intermediate and Capoead Chords' today and become the master of the guitar fretboard!

3-string partial capo chord chart for Worship Guitarists

This chord chart is for a 3-string partial capo placed on the 2nd fret from the nut (or a full capo) to cover the D-G-B strings. This forms an A/E chord when strummed open. For this capo position it's easiest to transpose your chords into the key of A.

Newport
3-string Partial Capo
Light weight - low profile









<p>Aadd9</p>  <p>Can replace or be added to decorate A chord</p>	<p>Asus2sus4</p>  <p>Replaces Asus4 chord</p>	<p>A/C#</p>  <p>Same as usual A/C# chord!</p>
<p>Bm7</p>  <p>(Mute the A string if needed) Replaces Bm chord</p>	<p>C#m7</p>  <p>(no 5th) Replaces C#m chord</p>	<p>Dadd9</p>  <p>Replaces D chord</p>
<p>Dadd9/F#</p>  <p>Replaces D/F# chord</p>	<p>Dadd9/A</p>  <p>Replaces D/A chord</p>	<p>Eadd11</p>  <p>(Try removing finger from a string to decorate) Replaces E chord</p>
<p>Esus4</p>  <p>Different voicing of Esus4 chord</p>	<p>Eadd11/G#</p>  <p>(Try removing finger from a string to decorate) Replaces E/G# chord</p>	<p>F#m7</p>  <p>(You have to reach around your partial capo, or mute the low E string) Replaces F#m & F#m7 chord</p>


This covers the main chords in the key of A, but there are certainly more variations! The fun with this capo position is sliding and hammering notes to create the chord sequences. For example, play an open chord of A, hammer on to create the Aadd9 and then slide that finger up 2 frets, 1 more, then 2 more!
Keep experimenting with different voicings, expand your playing songwriting skills, and most of all

HAVE FUN!

Now try playing Forever (Chris Tomlin), At Your Name (Tim Hughes & Phil Wickham) or From The Inside Out (Joel Houston, changed to the key of A and full capo on fret 3) with a partial capo!

 G7th.com
  @G7thcapos
  TheCapoCompany
 G7thTheCapoCompany
  G7thcapo
  +G7thcapo

Left-Handed Guitar Chord Master 2 Beyond Basic Chords : Master Intermediate and Capoead Chords



by Christian J. Triola

★★★★☆ 4.4 out of 5


Language : English

File size : 4600 KB

Print length : 188 pages


Lending : Enabled

Screen Reader : Supported



Dive into the Enchanting World of "Crazy Like Fox": A Heartwarming and Unforgettable Story Set in the Quaint Town of Fox Crossing, Maine

Prepare yourself for a literary adventure that will transport you to the picturesque town of Fox Crossing, Maine, where secrets are buried deep beneath the surface of...



Unlock the Elegance of Daffodil Lace: An Immersive Guide to Filet Crochet Mastery

: A Tapestry of Delicate Threads Imagine the ethereal beauty of a daffodil field in full bloom, its delicate petals swaying gracefully in the breeze....