


Mollies: The Ultimate Guide to Short Finned Mollies, Sailfin Mollies, and Mexican Sailfin Mollies

Mollies are a popular and beautiful type of livebearing fish that are often kept in aquariums. They are known for their bright colors and flashy fins, and they are relatively easy to care for. There are many different types of mollies, but the most common are the short finned molly, the sailfin molly, and the Mexican sailfin molly.

Short Finned Mollies

Short finned mollies are the most common type of molly. They are typically about 2-3 inches long and have a rounded body shape. Short finned mollies come in a variety of colors, including black, white, orange, and yellow. They are also known for their ability to change color, depending on their mood or environment.



Mollies - Short-finned Molly, Sailfin Molly, Mexican Sailfin Molly (Livebearing Fish Book 2) by Clarice Brough

★ ★ ★ ★ ☆ 4.2 out of 5

Language : English
File size : 607 KB
Text-to-Speech : Enabled
Screen Reader : Supported
Enhanced typesetting : Enabled
Print length : 17 pages





Sailfin Mollies

Sailfin mollies are larger than short finned mollies, and they can grow to be up to 6 inches long. They have a more elongated body shape and a large, flowing dorsal fin. Sailfin mollies come in a variety of colors, including black, white, orange, and yellow. They are also known for their ability to jump, so it is important to keep them in a tank with a lid.




Mexican Sailfin Mollies

Mexican sailfin mollies are a type of sailfin molly that is native to Mexico. They are typically about 4-5 inches long and have a more rounded body shape than other sailfin mollies. Mexican sailfin mollies come in a variety of colors, including black, white, orange, and yellow. They are also known for their ability to tolerate brackish water, which makes them a good choice for aquariums that have a mix of fresh and saltwater.



Mexican Molly Sailfin



Poecilia latipinna
Livebearers Collection

www.bioacuatica.com

Care and Feeding

Mollies are relatively easy to care for, but there are a few things you need to keep in mind to keep them healthy and happy.


- **Tank size:** Mollies need a tank that is at least 10 gallons in size. A larger tank is better, especially if you have a lot of mollies.

- **Water parameters:** Mollies prefer water that is between 72-78 degrees Fahrenheit and has a pH of 7.0-8.0. They also need water that is well-filtered and has a low level of nitrates.
- **Diet:** Mollies are omnivores and will eat a variety of foods, including flakes, pellets, and live foods. It is important to feed your mollies a diet that is high in protein and low in fat.

Breeding

Mollies are prolific breeders, and they can produce several litters of fry each year. If you do not want your mollies to breed, you can separate the males and females. However, if you do want to breed your mollies, you can simply put a male and female in a breeding tank. The female will give birth to live fry in about 28 days.

Mollies are beautiful and easy-to-care-for fish that make a great addition to any aquarium. They are a popular choice for both beginner and experienced aquarists.




Mollies - Short-finned Molly, Sailfin Molly, Mexican Sailfin Molly (Livebearing Fish Book 2) by Clarice Brough

★★★★☆ 4.2 out of 5


Language : English
File size : 607 KB
Text-to-Speech : Enabled
Screen Reader : Supported
Enhanced typesetting : Enabled
Print length : 17 pages





Dive into the Enchanting World of "Crazy Like Fox": A Heartwarming and Unforgettable Story Set in the Quaint Town of Fox Crossing, Maine

Prepare yourself for a literary adventure that will transport you to the picturesque town of Fox Crossing, Maine, where secrets are buried deep beneath the surface of...



Unlock the Elegance of Daffodil Lace: An Immersive Guide to Filet Crochet Mastery

: A Tapestry of Delicate Threads Imagine the ethereal beauty of a daffodil field in full bloom, its delicate petals swaying gracefully in the breeze....