


Preschool Themed Activities: Chicka Chicka Boom Boom Theme

Enter the vibrant world of 'Chicka Chicka Boom Boom', a beloved children's book that captivates preschoolers with its rhythmic text and engaging illustrations. This theme-based activity guide offers an array of hands-on activities that bring the story to life, fostering cognitive, literacy, and motor skills development.



Preschool Themed Activities: Chicka Chicka Boom Boom Theme by Cheryl Hatch

★★★★☆ 4.3 out of 5

Language	: English
File size	: 272 KB
Text-to-Speech	: Enabled
Enhanced typesetting	: Enabled
Word Wise	: Enabled
Print length	: 14 pages
Lending	: Enabled
Screen Reader	: Supported



Letter Recognition and Alphabet Activities

1. Letter Matching Sensory Bin

* Fill a sensory bin with beans, rice, or sand. * Hide letter tiles or magnetic letters in the bin that correspond to the letters in 'Chicka Chicka Boom Boom'. * Encourage children to explore the bin and match the letters they find to the letters on a chart.

2. Chicka Chicka Boom Boom Letter Maze

* Create a maze on the floor using masking tape or paint. * Write the letters from 'Chicka Chicka Boom Boom' along the path of the maze. * Provide children with a beanbag or small toy and have them follow the letters to reach the end of the maze.

3. Letter Sound Matching Tree

* Draw a large tree on paper or cardboard. * Write different letter sounds on leaves and hang them on the tree. * Say a letter sound and have children identify the leaf with the corresponding sound. * Encourage them to make the sound and connect it to a word that begins with that sound.

Vocabulary Building Activities

4. Chicka Chicka Boom Boom Vocabulary Object Hunt

* Hide objects around the room that are related to the story, such as a coconut tree, banana, or alphabet book. * Give children a list of the objects and have them search for them. * When they find an object, encourage them to describe it using the vocabulary from the book.

5. Rhyming Word Matching Game

* Write pairs of rhyming words on cards, such as "boom" and "room". * Place the cards face down on the floor. * Have children take turns flipping over two cards at a time to try and match the rhymes.

6. Chicka Chicka Boom Boom Pattern Book

* Provide children with paper and crayons. * Read aloud the pattern from the book ("A told B, and B told C..."). * Encourage children to continue the pattern by drawing pictures of the letters that are mentioned.

Literacy Development Activities

7. Chicka Chicka Boom Boom Alphabet Books

* Create alphabet books with children using construction paper or cardstock. * Have them draw or glue pictures of objects that begin with each letter of the alphabet. * Encourage them to write the letter and sound associated with each picture.

8. Coconut Tree Story Retelling

* Draw a large coconut tree on paper or cardboard. * Have children take turns retelling the story of 'Chicka Chicka Boom Boom' by sticking characters from the story to the tree as they mention them.

9. Chicka Chicka Boom Boom Story Sequencing

* Cut out pictures from the book or draw your own that represent the main events of the story. * Place the pictures in a random order and have children work together to sequence them correctly.

Gross Motor Skills Activities

10. Chicka Chicka Boom Boom Coconut Toss

* Use a hula hoop or large circle as the coconut tree. * Provide children with beanbags or small balls. * Have them stand a few feet away from the tree and take turns tossing the beanbags or balls into the hoop.

11. Alphabet Obstacle Course

* Create an obstacle course using letters from the alphabet. * Have children crawl through tunnels, jump over hurdles, and climb over obstacles that are all labeled with different letters.

12. Coconut Tree Gross Motor Movement

* Play the song 'Chicka Chicka Boom Boom' and encourage children to act out the movements of the story. * They can climb up the coconut tree, shake the tree, and fall down to the ground.

Fine Motor Skills Activities

13. Chicka Chicka Boom Boom Playdough Mats

* Provide children with playdough and rolling pins. * Create playdough mats with letter shapes or coconut tree shapes. * Have children use the playdough to trace the letters or create their own coconut trees.

14. Coconut Tree Lacing Cards

* Cut out shapes of coconut trees from cardstock. * Punch holes around the edges of the trees. * Provide children with yarn or string and have them lace the yarn through the holes.

15. Banana Peel Fine Motor Activity

* Provide children with peeled bananas. * Have them use their fingers to pull the banana fibers into thin strands. * This activity helps develop finger dexterity and fine motor skills.

Sensory Activities

16. Banana Sensory Bin

* Fill a sensory bin with sliced bananas or mashed bananas. * Add leaves, sand, or other natural materials to create a sensory experience. * Encourage children to explore the bin with their hands and feet.

17. Alphabet Tactile Letter Box

* Fill a box with different objects that represent each letter of the alphabet, such as a rock for "R" or a feather for "F". * Have children reach into the box and feel the objects to guess the letters they represent.

18. Coconut Tree Sensory Bottle

* Fill a clear bottle with water, glitter, and small coconut tree shapes. * Seal the bottle and shake it to create a calming sensory experience.

Additional Activities


19. Chicka Chicka Boom Boom Puppet Show

* Create puppets of the characters from the story using paper bags, felt, or popsicle sticks. * Have children put on a puppet show to retell the story or create their own ending.

20. Chicka Chicka Boom Boom Dramatic Play

* Set up a dramatic play area with props and costumes related to the story, such as a coconut tree, bananas, and alphabet blocks. * Encourage children to engage in pretend play and explore the different characters and scenarios in the story.

Immerse your preschoolers in the whimsical world of 'Chicka Chicka Boom Boom' through these engaging and educational activities. From letter recognition to gross motor movement, this theme-based guide provides a comprehensive approach to early learning. By fostering your child's literacy, vocabulary, and motor skills, this activity guide will leave a lasting impact on their educational journey.



Preschool Themed Activities: Chicka Chicka Boom Boom Theme

by Cheryl Hatch


★★★★☆ 4.3 out of 5

Language : English
File size : 272 KB
Text-to-Speech : Enabled
Enhanced typesetting : Enabled
Word Wise : Enabled
Print length : 14 pages
Lending : Enabled
Screen Reader : Supported



Dive into the Enchanting World of "Crazy Like Fox": A Heartwarming and Unforgettable Story Set in the Quaint Town of Fox Crossing, Maine

Prepare yourself for a literary adventure that will transport you to the picturesque town of Fox Crossing, Maine, where secrets are buried deep beneath the surface of...



Unlock the Elegance of Daffodil Lace: An Immersive Guide to Filet Crochet Mastery

: A Tapestry of Delicate Threads Imagine the ethereal beauty of a daffodil field in full bloom, its delicate petals swaying gracefully in the breeze....

