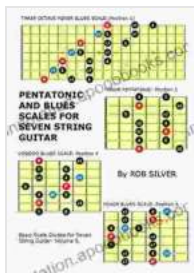


Unlock the Power of Pentatonic and Blues Scales for Seven-String Guitar Mastery

Are you ready to take your seven-string guitar playing to the next level? Look no further than our essential guide to pentatonic and blues scales. These fundamental scales are the building blocks of countless guitar solos and melodies, and they're an absolute must-know for any serious guitarist.

In this comprehensive guide, we'll delve into the theory behind these scales, provide detailed fingering diagrams and exercises, and explore practical applications for your playing. Whether you're a beginner or an experienced player, you'll find everything you need to master these essential scales and unlock your guitar playing potential.



Pentatonic and Blues Scales for Seven String Guitar (Basic Scale Guides for Seven String Guitar Book 5)

by Rob Silver

★★★★★ 5 out of 5

Language : English
File size : 15259 KB
Text-to-Speech : Enabled
Enhanced typesetting : Enabled
Lending : Enabled
Print length : 57 pages
Screen Reader : Supported



Chapter 1: Pentatonic Scales

What is a Pentatonic Scale?

A pentatonic scale is a five-note scale that omits the fourth and seventh notes of the traditional major or minor scale. This gives it a unique and distinctive sound that's often used in blues, rock, and country music.

Fingering Diagrams for Pentatonic Scales

We'll provide detailed fingering diagrams for all the common pentatonic scales, including major pentatonic, minor pentatonic, and blues pentatonic. These diagrams will show you exactly where to place your fingers on the fretboard for each note in the scale.

Exercises for Practicing Pentatonic Scales

Practice is essential for mastering any scale. We'll provide a variety of exercises designed to help you improve your speed, accuracy, and dexterity when playing pentatonic scales. These exercises will cover both ascending and descending patterns, as well as different rhythms and time signatures.

Chapter 2: Blues Scales

What is a Blues Scale?

A blues scale is a six-note scale that's derived from the pentatonic scale. It adds the "blue note," which is a flatted fifth or seventh note, to the pentatonic scale. This gives it a characteristic "bluesy" sound that's often used in blues, rock, and jazz music.

Fingering Diagrams for Blues Scales

Just like with pentatonic scales, we'll provide detailed fingering diagrams for all the common blues scales, including major blues scale, minor blues

scale, and dominant blues scale. These diagrams will show you exactly where to place your fingers on the fretboard for each note in the scale.

Exercises for Practicing Blues Scales

We'll also provide a variety of exercises designed to help you improve your speed, accuracy, and dexterity when playing blues scales. These exercises will cover both ascending and descending patterns, as well as different rhythms and time signatures.

Chapter 3: Practical Applications

Using Pentatonic and Blues Scales in Guitar Solos

Once you've mastered the theory and technique behind pentatonic and blues scales, it's time to apply them to your guitar solos. We'll show you how to use these scales to create captivating leads, soulful melodies, and dynamic solos that will impress your audience.

Pentatonic and Blues Scales in Songwriting

Pentatonic and blues scales aren't just for solos. They can also be used to create compelling melodies and chord progressions for your own songs. We'll explore how to incorporate these scales into your songwriting process and create music that stands out.

Mastering pentatonic and blues scales for seven-string guitar is an essential step in your musical journey. With this comprehensive guide, you'll have everything you need to unlock the power of these scales and elevate your guitar playing to new heights. Whether you're a beginner or an experienced player, this guide will help you develop the skills and knowledge you need to become a true guitar virtuoso.


So what are you waiting for? Grab your seven-string guitar and get ready to embark on a musical adventure that will transform your playing forever.

Page 1 of 2

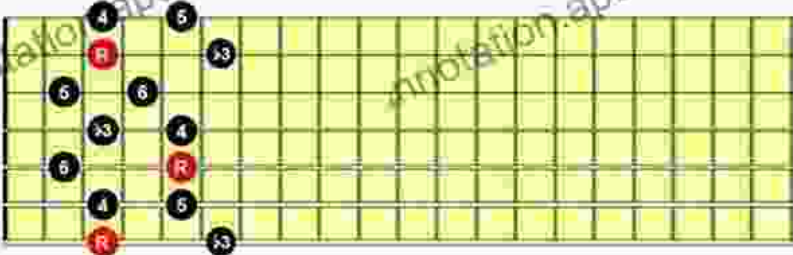
THE DORIAN PENTATONIC SCALE MAPPED OUT FOR SEVEN STRING GUITAR

The DORIAN PENTATONIC SCALE is composed of the following intervals: 1, b3, 4, 5, 6.
The boxes below show you the scale over the whole neck, and as the five boxes or positions that link together to let you play it any where on the fretboard. (Tuning- B,E,A,D,G,B,E.)

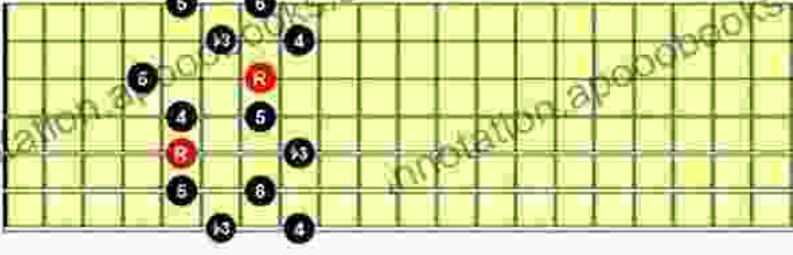
DORIAN PENTATONIC SCALE- The whole neck



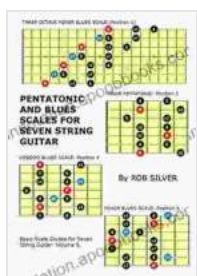
DORIAN PENTATONIC SCALE- Position 1



DORIAN PENTATONIC SCALE- Position 2



Rob Silver, 2012. For more free tutional resources and tunes check out:
www.rob-silver.com or www.facebook.com/robsilvermusic



Pentatonic and Blues Scales for Seven String Guitar (Basic Scale Guides for Seven String Guitar Book 5)

by Rob Silver

★★★★★ 5 out of 5


Language : English

File size : 15259 KB
Text-to-Speech : Enabled
Enhanced typesetting : Enabled
Lending : Enabled
Print length : 57 pages
Screen Reader : Supported



Dive into the Enchanting World of "Crazy Like Fox": A Heartwarming and Unforgettable Story Set in the Quaint Town of Fox Crossing, Maine

Prepare yourself for a literary adventure that will transport you to the picturesque town of Fox Crossing, Maine, where secrets are buried deep beneath the surface of...



Unlock the Elegance of Daffodil Lace: An Immersive Guide to Filet Crochet Mastery

: A Tapestry of Delicate Threads Imagine the ethereal beauty of a daffodil field in full bloom, its delicate petals swaying gracefully in the breeze....